



# The Case for Private Market Investments

By Brian Whitaker CFP™ and Josh Hile CFA®, CPA



**Brian Whitaker, CFP™** is a Client Advisor at Laird Norton Wealth Management, with more than 20 years of experience helping clients achieve their financial goals.

As wealth advisors, we are continually aiming to expand the “opportunity set” for clients, meaning finding and proposing investments that offer atypical sources of return. Increasingly, an area of focus for us is private market investing, as we foresee lower average returns in the public stock and bond markets given current valuations and global growth concerns.

Private investments are just that: any investment that is not publicly traded. It could be something unique to you — investing in a company started by someone you know and trust – or participating in a private equity fund, such as the renewable energy fund that LNWM offered to qualified clients in 2016 and is now closed to new investment.

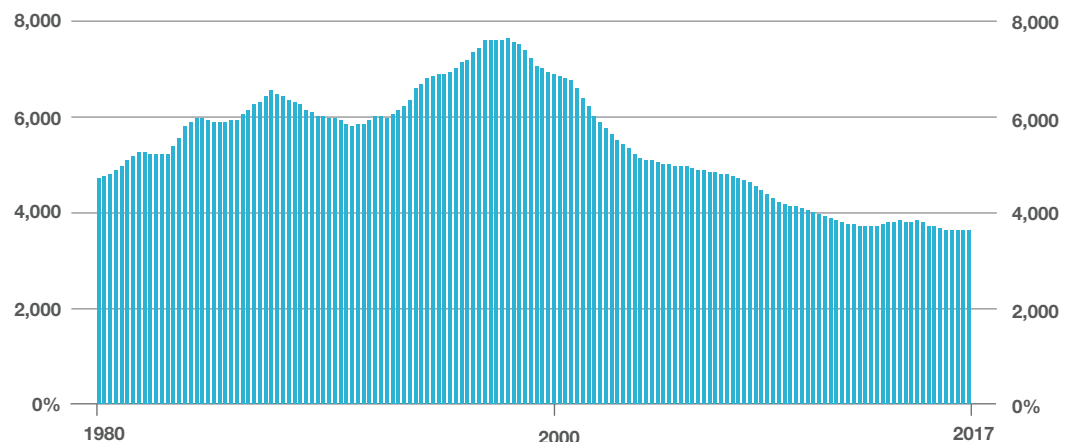
Foundations, endowments and pension funds have been the primary investors in private markets. But high-net-worth families and individuals should also consider private investments for part of their portfolios for these reasons:

**Public markets are offering less diversification than in the past.** As the chart below shows, there are about half as many publicly traded US companies now than in 2000 (and significantly fewer than in 1980), even as the total value of publicly traded stock has risen significantly, to 150% of GDP (see chart on next page). There are many reasons for the “fewer and bigger” shift in the US public equity markets. For one, industry consolidation. Just as key, not as many companies are going public via Initial Public Offerings (IPOs), since funding is readily available from venture capital groups and private secondary offerings. As more companies delay or forego IPOs, more of the gains in equity valuations are being transferred to private investors.



**Josh Hile, CFA®, CPA** is a Senior Investment Research Analyst within Laird Norton Wealth Management's Investment Strategy and Research Group.

**Number of Publicly Traded US Equities: Big Drop Since 2000**



SOURCE OF DATA: Jay R. Ritter, Warrington College of Business Administration, University of Florida; University of Chicago Center for Research in Security Prices

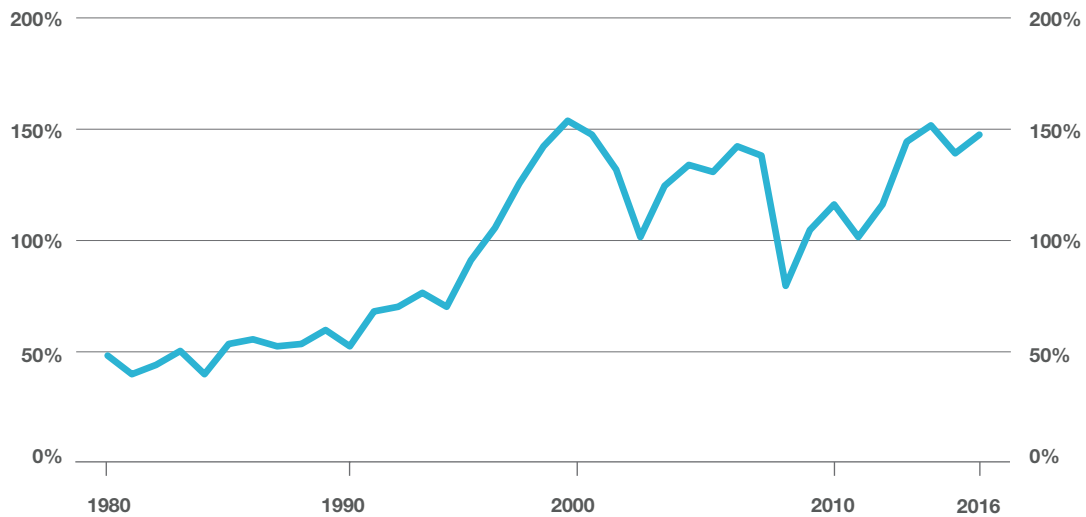
## Laird Norton Wealth Management

801 Second Avenue  
Suite 1600  
Seattle, WA 98104

www.lairdnortonwm.com  
206.464.5100 | 800.426.5105

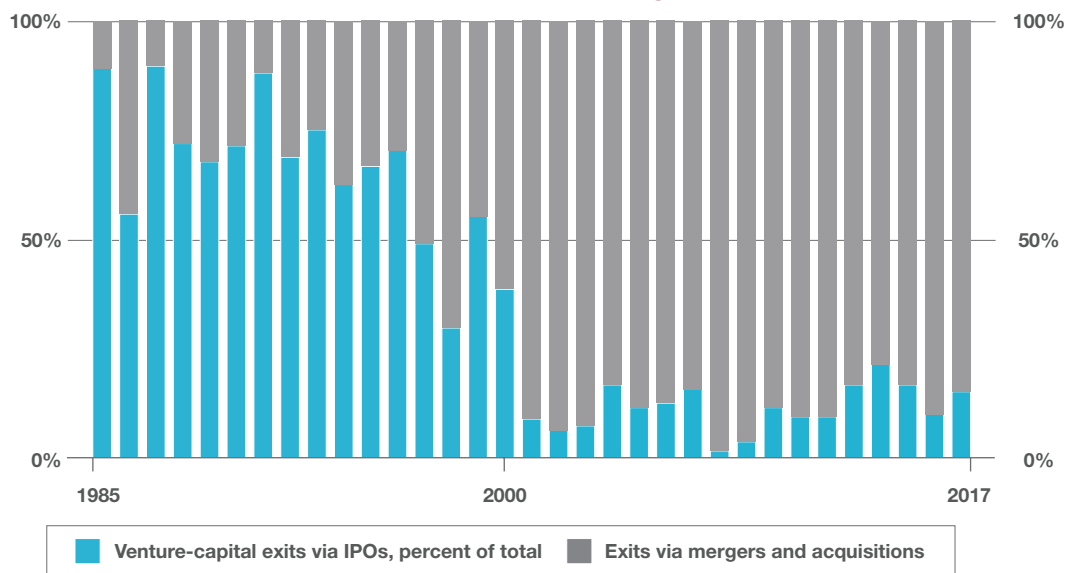


## Getting Bigger: Value of Equities on US Exchanges as % of GDP



SOURCE OF DATA: World Bank.

## Far Fewer: US Initial Public Offerings (IPOs) since 1985

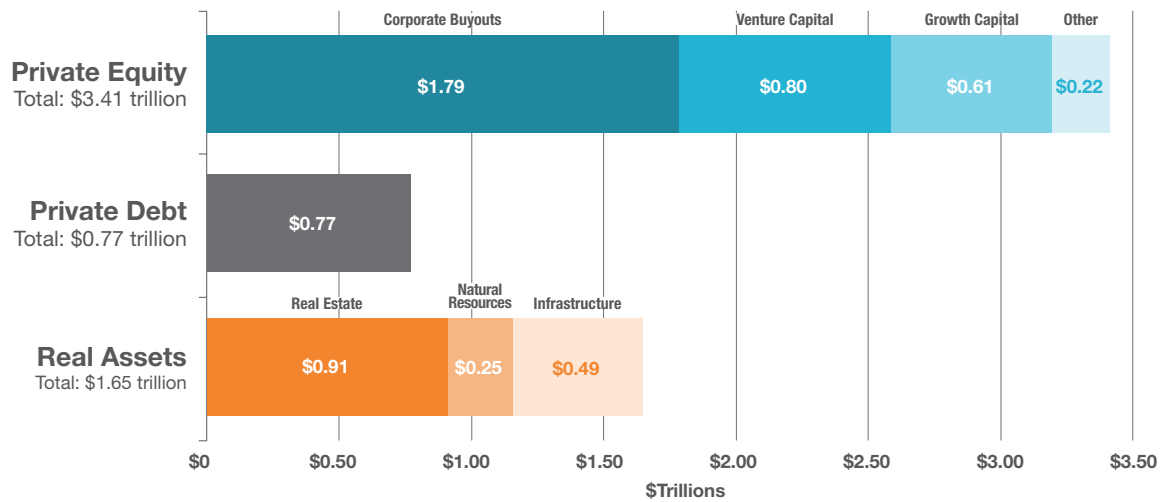


SOURCE OF DATA: Jay R. Ritter, Warrington College of Business Administration, University of Florida; National Venture Capital Association. Data for 2016 and 2017 are adjusted to match previous years, which exclude unsuccessful deals.

**Increasing number of opportunities in the private markets.** During the past decade (2006 to 2017), the number of US companies that have attracted private equity investment has doubled to around 8,000, according to consulting firm McKinsey & Co. New money flows into all private markets increased an average of 8% annually 2013 through 2018, and this money has not just gone into private equity deals. Investment in private market bonds and other private debt has also risen substantially, offsetting banks as a source of funds. In fact, private debt, natural resources and infrastructure have seen the fastest growth among private markets in the past five years.



## Private Market Assets Under Management: \$5.8 Trillion Worldwide (2018)

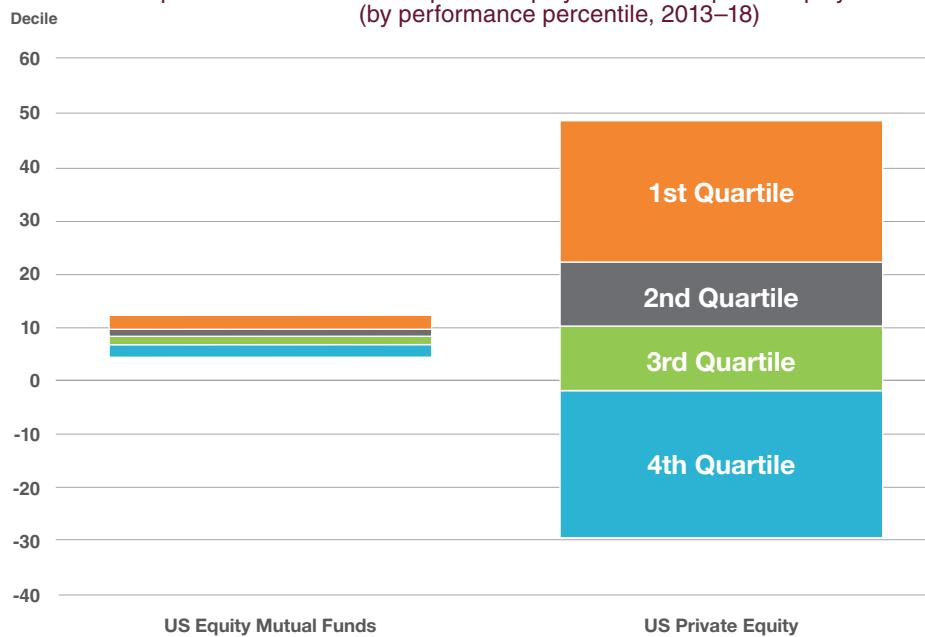


SOURCE OF DATA: McKinsey Global Private Markets Review 2019.

**Much greater dispersion of returns in the private markets.** This is understandable since there is greater diversity in the quality and quantity of private investments, which is particularly true for private equity investments. As the chart below shows, the distribution of returns for US private equity funds for the five years 2013 to 2018 ranged widely — from -30% to +50% — significantly more than the narrow band of returns for publicly available US equity funds.

### Big Difference

Dispersion of returns on US private equity funds v. US public equity mutual funds (by performance percentile, 2013–18)



SOURCE OF DATA: McKinsey Global Private Markets Review 2019, FactSet, MSCI, Standard & Poor's, J.P. Morgan Asset Management.



**Concentrated ownership with long-term focus.** Investments in the private markets are often illiquid – capital is committed for five to 10 years. This makes it possible to invest in ventures that are not immediately profitable nor can they be sold quickly but which could generate attractive returns over a decade or so. By contrast, public markets are usually highly liquid but focused on the short term, with significant investor emphasis on quarterly earnings and meeting shareholder expectations. Less likely in the public markets are long-term strategies that create value but in the near term can put a strain on financials (lower profits, diluted earnings, higher debt levels, etc.).

**Potential alignment with personal values, interests and preferences.** Because of the wide range of investments in the private markets, you have an expanded opportunity set to select areas of interest to focus on, especially if you want to have an impact with your investment, such as supporting renewable energy or affordable housing.

### Key Considerations

At LNWM, we continue to research and seek out private market investments with good risk/reward profiles — including private equity funds, growth capital/venture capital, private real estate, private infrastructure, natural resources, distressed debt — while also helping clients to evaluate private investment opportunities that arise for them personally.

Below are key considerations before proceeding with any private market investment, that help to ensure that you will make an investment on terms that work for you. Helping clients see how an investment aligns with their goals and overall financial plan is just as important for us as finding the right investment in terms of risk and return.

#### Liquidity

As mentioned earlier, private investments require that you commit capital for an extended period of time, an average of five to 10 years. This makes private investing “illiquid” by definition. While you could potentially sell your shares in a secondary offering, those transactions are complex and the number of buyers limited, possibly resulting in steep discounts to intrinsic value.

We do not think lack of liquidity translates into higher risk, unless: (1) The level of due diligence on the investment is sub-par. Here at LNWM, we apply an even higher level of screening and vetting to private investments given the lack of public data available and the long-term commitment of capital. We do not invest unless we have strong conviction about the management team and their investment plan.

(2) Your need for liquidity was miscalculated. Getting an accurate estimate of your liquidity needs requires an in-depth income sustainability analysis for the next several decades, considering all likely expenses and aspirations, so that you feel confident you can live the life you want without access to the money tied up in the private investment. After conducting an income sustainability analysis for many different life events and scenarios, we often find that clients actually have more liquidity than they think (even with a large buffer for unexpected events); therefore, they are financially able to capture the “illiquidity premium” provided by private markets.



Some positive aspect of illiquid investments: you will not be able to act on the urge to sell during market downturns, which often results in locking in losses. Also, private fund investments happen in stages, as the general partners raise capital for new investment. These capital calls can provide a natural “average-in approach” to investing. Similarly, private funds seek to sell portfolio investments when attractive opportunities arise, providing a natural sell discipline. During market downturns, the General Partners of well-positioned private funds are often able to take advantage of lower prices.

## Taxes

The money you invest in private markets is taxed according to the type of entity you invest in. Some private market investments, such as angel financing for a startup, provide a tax advantage if they do not generate income or dividends annually, and you pay a long-term capital gains rate when you sell, which in certain cases can be eliminated if the shares you were allotted are Qualified Small Business Stock, or QSBS.

However, most private funds are set up as Limited Partnerships or Limited Liability Companies, which are required to report annually your portion of income generated, whether or not it is distributed. Usually, that reporting is done via a Schedule K-1, which is issued to you to report on your federal tax return. While K-1s can be cumbersome, we have experience integrating them into our client’s investment tax reporting.

## Family Circumstances

What happens if you get married or divorced during the time that your money is tied up in a private market investment? It is important to know (and prepare for) the rules of community property and how those would apply. In nine states, including Washington and California, whatever investment is made during the marriage belongs to both spouses equally, with few exceptions.

## Estate Planning

What happens to your private market investment if you pass away? There are many trust and estate planning strategies you can use to specify what happens to your assets, including private market investments, while increasing tax efficiency and privacy. For instance, you could specify in your will that upon your death, your private market investment will be placed in a trust for certain family members and/or organizations, and you can specify the terms under which the trust would disperse the assets.

### Are You Qualified or Accredited?

Because private investments are not regulated by the Securities and Exchange Commission, investors in private market funds must meet certain net worth thresholds. Depending on the fund, there are two levels of qualification:

**Qualified Investor** – you own more than \$5 million worth of investments.

**Accredited Investor** – your net worth (excluding primary residence) is higher than \$1 million, or your earned income is above \$200,000 a year (\$300,000 if married) for at least the past three years.

Note that investors can be individuals, an existing family-owned business or a trust set up by qualified or accredited investors. If a business or a trust, that entity cannot have been formed for the specific purpose of investing in the private fund. Rules and criteria for businesses and trusts may differ; we advise clients to contact their advisor with any questions.



### Context Is Key

We believe private market investments can enhance the overall risk/return profile of portfolios over time. That's because an increasing number of investments are now offered in the private markets, often at attractive valuations; the managers of private funds are incentivized to invest for the long term and in-line with investor interests; and the managers often have more leeway to take advantage of market downturns, since they do not have to address investor withdrawals. As always, the devil's in the details. This is why we dig deep to assess how a private market investment will work in terms of risk and return and also how it aligns with client finances and life goals. ■



## ABOUT THE AUTHORS

**Brian Whitaker** is a Client Advisor at Laird Norton Wealth Management, drawing on more than 20 years of financial services experience to develop customized and comprehensive financial plans that keep clients on track toward their life goals. Brian is especially adept at working with closely held or family owned businesses, advising owners on integrated financial strategies, including business sales/successions and creating family legacies through the establishment of trusts. Brian is a CERTIFIED FINANCIAL PLANNER™ Professional and has a bachelor's degree in economics from North Park University in Chicago, Ill., where he serves on the board of the School of Business and Non-Profit Management.

**Josh Hile** is a Senior Investment Research Analyst within Laird Norton Wealth Management's Investment Strategy and Research Group. He is responsible for analyzing developments in global equities markets and providing recommendations to LNWM's Chief Investment Officer, as well as conducting ongoing due diligence and monitoring of equity asset managers, including mutual funds, separately managed accounts and limited partnerships. Josh is a Chartered Financial Analyst® (CFA®) and a Certified Public Accountant. He earned his MBA at the University of Washington.

## ABOUT LAIRD NORTON WEALTH MANAGEMENT

With nearly \$5 billion in assets under advisement, Laird Norton Wealth Management is the Northwest's premier wealth management company. Founded in 1967 to serve the financial management needs of the Laird and Norton families, the firm now provides integrated wealth management solutions to more than 600 individuals, families, business leaders, private foundations and nonprofit organizations.

## DISCLOSURE

All investments involve a level of risk, and past performance is not a guarantee of future investment results. The value of investments and the income derived from them can go down as well as up. Future returns are not guaranteed and a loss of principal may occur. All investment performance can be affected by general economic conditions and the extent and timing of investor participation in both the equity and fixed income markets. Fees charged by LNWM will reduce the net performance of the investment portfolio.

The information presented herein does not constitute and should not be construed as legal advice or as an offer to buy or sell any investment product or service. Any opinions or investment planning solutions herein described may not be suitable for all investors nor apply to all situations. All opinions expressed are those of Laird Norton Wealth Management and are current only as of the date appearing on this material.

Any accounting, business or tax advice contained in this presentation (or communication, including attachments and enclosures) is not intended as a thorough, in-depth analysis of specific issues, nor a substitute for a formal opinion, nor is it sufficient to avoid tax-related penalties.

Some investments may not be publicly traded and they may only allow redemptions at certain times conditioned on various notice provisions and other factors as more fully described in the related offering and subscription documents provided at the time of the investment. Due to the nature of these types of investment funds, hedge funds, fund of funds, and similar partnership-like investment vehicles, they should be considered illiquid. In addition to restrictions on redemption, they often include holdback provisions that may delay a full redemption for several months or longer. There is no guarantee that the amount of the initial investment can be received upon redemption. Due to the nature of the tax reporting that may be available from these types of investments, clients should expect to extend the filing of their tax returns.

A benchmark is an unmanaged index, and its performance does not include any advisory fees, transaction costs or other charges that may be incurred in connection with your investments. Indices are statistical composites and are shown for informational purposes only. It is not possible to invest directly in an index. Indices are unmanaged and are not subject to management fees. Any benchmark whose return is shown for comparison purposes may include different holdings, a different number of holdings, and a different degree of investment in individual securities, industries or economic sectors than the investments and/or investment accounts to which it is compared. Comparisons of individual account or portfolio performance to an index or benchmark composed of indices are unreliable as indicators of future performance of an actual account or portfolio. Actual performance presented represents past performance net of investment management fees unless otherwise noted. Other fees, such as custodial fees or transaction related fees may not be reflected in the actual performance results shown.

Certain information herein has been obtained from public third party data sources, outside funds and investment managers. Although we believe this information to be reliable, no representation or warranty, expressed or implied, is made, and no liability is accepted by Laird Norton Wealth Management or any of its officers, agents or affiliates as to the accuracy, completeness or correctness of the information herein contained. In addition, due to the nature of an investment or the date of the creation of the attached presentation, some values shown or used in the calculation of performance may be based on estimates that are subject to change.

The attached materials may contain confidential information that is intended only for the person to whom it is presented. By accepting this information, you agree to maintain its confidentiality and not to distribute it to any other person without the express permission of Laird Norton Wealth Management. All data presented is current only as of the date thereon shown. Laird Norton Wealth Management is comprised of two distinct entities that may offer similar services to clients. Laird Norton Trust Company is a State of Washington chartered trust company. Its wholly owned subsidiary, Laird Norton Tyee Asset Strategies, LLC, is an Investment Advisor registered with the Securities and Exchange Commission. Such registration does not imply any level of skill or expertise.